

# Tyche Industries Limited



Introductory sub-table (I)(a)


Name of the Company: TYCHE INDUSTRIES LIMITED
Scrip Code, Name of the scrip, class of security: 532384, TYCHE, EQUITY
Quarter ended: 30th June, 2011

Partly paid-up Shares	No. of Partly paid-up Shares	As a % of total No. of Partly paid-up Shares	As a % of Total no. of Shares of the Company
Held by Promoters/Promoters Group	0	0.00	0.00
Held by Public	359800	100.00	3.51
<b>TOTAL - D</b>	<b>359800</b>	<b>100.00</b>	<b>3.51</b>

Outstanding Conv. Securities	No. of Outstanding Securities	As a % of Total no. of O/S Conv. Securities	As a % of total no. of shares of the company, assuming full conversion of the convertible securities
Held by Promoters/Promoters Group	0	0.00	0.00
Held by Public	0	0.00	0.00
<b>TOTAL - E</b>	<b>0</b>	<b>0.00</b>	<b>0.00</b>

Warrants :	No. of Warrants	As a % of Total no. of Warrants	As a % of total no. of shares of the company, assuming full conversion of warrants
Held by Promoters/Promoters Group	0	0.00	0.00
Held by Public	0	0.00	0.00
<b>TOTAL - F</b>	<b>0</b>	<b>0.00</b>	<b>0.00</b>

Total paid-up capital of the company, assuming full conversion of warrants and convertible securities	10250000		100
-------------------------------------------------------------------------------------------------------	----------	--	-----



Regd. Office : H.No. C-21/A, Road No. 9, Film Nagar, Jubilee Hills, Hyderabad-500 033.

Tel : +91 40 2354 1688 Fax : +91 40 2354 0933, email : info@tycheindustries.com ; Web site : www.tycheindustries.com

Factory : Door No. 6-223, Sarpavaram, Kakinada, East Godavari, Dist.


**Statement Showing Shareholding Pattern**

Table (I)(a)								
Category code	Category of Shareholder	Number of Shareholders	Total number of shares	Number of shares held in dematerialized form	Total shareholding as a percentage of total number of shares		Shares pledged or otherwise encumbered	
					As a percentage of(A+B) <sup>1</sup>	As a percentage of (A+B+C)	Number of shares	As a % of Total No. of Shares
<b>(A)</b>	<b>Shareholding of Promoter and Promoter Group<sup>2</sup></b>							
<b>1</b>	<b>Indian</b>							
a	Individual / HUF	7	2020280	470287	19.71	19.71	0	0.00
b	Central/State Gov	0	0	0	0.00	0.00	0	0.00
c	Bodies Corporates	4	3151767	127500	30.75	30.75	0	0.00
d	Fins / Banks	0	0	0	0.00	0.00	0	0.00
e	Any Other specify	0	0	0	0.00	0.00	0	0.00
	<b>Sub Total(A)(1)</b>	<b>11</b>	<b>5172047</b>	<b>597787</b>	<b>50.46</b>	<b>50.46</b>	<b>0</b>	<b>0.00</b>
<b>2</b>	<b>Foreign</b>							
a	Indv NRI/For Ind	0	0	0	0.00	0.00	0	0.00
b	Bodies Corporate	0	0	0	0.00	0.00	0	0.00
c	Institutions	0	0	0	0.00	0.00	0	0.00
d	Any Other Specify	0	0	0	0.00	0.00	0	0.00
	<b>Sub Total(A)(2)</b>	<b>0</b>	<b>0</b>	<b>0</b>	<b>0.00</b>	<b>0.00</b>	<b>0</b>	<b>0.00</b>
	<b>Total Shareholding of Promoter and</b>	<b>11</b>	<b>5172047</b>	<b>597787</b>	<b>50.46</b>	<b>50.46</b>	<b>0</b>	<b>0.00</b>
<b>(B)</b>	<b>Public shareholding</b>							
<b>1</b>	<b>Institutions</b>							
a	Mutual Funds	0	0	0	0.00	0.00	0	0.00
b	Fins / Banks	0	0	0	0.00	0.00	0	0.00
c	Central/State Govt	0	0	0	0.00	0.00	0	0.00
d	Venture Cap Fund	0	0	0	0.00	0.00	0	0.00
e	Insurance Comp(s)	0	0	0	0.00	0.00	0	0.00
f	Foreign Ins Invest	0	0	0	0.00	0.00	0	0.00
g	Foreign Ven Cap In	0	0	0	0.00	0.00	0	0.00
h	Any Other -Specify	0	0	0	0.00	0.00	0	0.00
	<b>Sub-Total (B)(1)</b>	<b>0</b>	<b>0</b>	<b>0</b>	<b>0.00</b>	<b>0.00</b>	<b>0</b>	<b>0.00</b>



**Statement Showing Shareholding Pattern**

Category code	Category of Shareholder	Number of Shareholders	Table (I)(a)		Total shareholding as a percentage of total number of shares		Shares pledged or otherwise encumbered	
			Total number of shares	Number of shares held in dematerialized form	As a percentage of (A+B)	As a percentage of (A+B+C)	Number of shares	As a % of Total No. of Shares
<b>B 2</b>	<b>Non-institutions</b>							
<b>a</b>	Bodies Corporates	96	1981664	1050948	19.33	19.33	0	0.00
<b>b</b>	Individuals							
	i) upto Rs 1-Lac	2184	1682520	1403483	16.41	16.41	0	0.00
	ii) above Rs 1-Lac	47	1393628	1241928	13.60	13.60	0	0.00
<b>c</b>	Any Other -Clr-Mem	0	0	0	0.00	0.00	0	0.00
	-OCB	0	0	0	0.00	0.00	0	0.00
	-NRI	10	20141	20141	0.20	0.20	0	0.00
	<b>Sub-Total (B)(2)</b>	<b>2337</b>	<b>5077953</b>	<b>3716500</b>	<b>49.54</b>	<b>49.54</b>	<b>0</b>	<b>0.00</b>
<b>(B)</b>	<b>Total (B)=(B)(1)+(B)(2)</b>	<b>2337</b>	<b>5077953</b>	<b>3716500</b>	<b>49.54</b>	<b>49.54</b>	<b>0</b>	<b>0.00</b>
	<b>TOTAL (A)+(B)</b>	<b>2348</b>	<b>10250000</b>	<b>4314287</b>	<b>100.00</b>	<b>100.00</b>	<b>0</b>	<b>0.00</b>
<b>(C)</b>	<b>Held by Custodians against Depository</b>							
	PROMOTER & PRO GRP	0	0	0	0.00	0.00	0	0.00
	PUBLIC	0	0	0	0.00	0.00	0	0.00
	<b>GRAND TOTAL (A)+(B)+(C)</b>	<b>2348</b>	<b>10250000</b>	<b>4314287</b>	<b>100.00</b>	<b>100.00</b>	<b>0</b>	<b>0.00</b>



(f)(b) Statement showing Shareholding of persons belonging to the category  
"Promoter and Promoter Group"

Sr. No.	Name of the shareholder	Total Shares held		Shares pledged or otherwise encumbered		
		Number	As a % of grand total (A)+(B)+( C )	Number	% of Total shares held	As a % of grand total (A)+(B)+( C )
1	G SANDEEP	746920	7.29	0	0.00	0.00
2	GOKARAJU GANESH KUMAR	1231100	12.01	0	0.00	0.00
3	U. SATYA SRINIVAS	40000	0.39	0	0.00	0.00
4	G VIJAYA KUMARI	1600	0.02	0	0.00	0.00
5	G RAMA RAJU	280	0.00	0	0.00	0.00
6	G SUBBA RAJU	280	0.00	0	0.00	0.00
7	B KASI RAJU	100	0.00	0	0.00	0.00
8	SILVER OAK TECHNOLOGIES PVT LIMITED	1496917	14.60	0	0.00	0.00
9	SRI INDRA DISTILLERY LIMITED	1496350	14.60	0	0.00	0.00
10	SIRI CELLARS PVT LTD	31000	0.30	0	0.00	0.00
11	INNAG PROJECTS PRIVATE LIMITED	127500	1.24	0	0.00	0.00
	<b>Total Promoter &amp; Promoter Group</b>	<b>5172047</b>	<b>50.46</b>	<b>0</b>	<b>0.00</b>	<b>0.00</b>



(D)(c) Statement showing holding of securities of persons belonging to the category "Public" and holding more than 1% of the total number of shares

Sr. No.	Name of the shareholder	Number of shares	Shares as a percentage of total number of shares (i.e., Grand Total (A)+(B)+(C) indicated in Statement at para (D)(a) above)
1	TYCHE CHEM LIMITED	1533532	14.96
	<b>Total</b>	<b>1533532</b>	<b>14.96</b>



(I)(d) Statement showing details of locked-in shares


Sr. No.	Name of the shareholder	Number of locked-in shares	Locked-in shares as a percentage of total number of shares {i.e., Grand Total (A)+(B)+(C) indicated in Statement at para (I)(a) above}
NIL			



A handwritten signature in black ink, consisting of a series of loops and a long horizontal stroke.

(II)(a) Statement showing details of Depository Receipts (DRs)

Sr. No.	Type of outstanding DR (ADRs, GDRs, SDRs, etc.)	Number of outstanding DRs	Number of shares underlying outstanding DRs	Shares underlying outstanding DRs as a percentage of total number of shares (i.e., Grand Total (A)+(B)+(C) indicated in Statement at para (I)(a) above)
NIL				



A handwritten signature in black ink, consisting of a series of loops and a long horizontal stroke.

(II)(b) Statement showing holding of Depository Receipts (DRs), where underlying shares held by "promoter/promoter group" are in excess of 1% of the total number of shares

Sr. No.	Name of the DR Holder	Type of outstanding DR (ADRs, GDRs, SDRs, etc.)	Number of shares underlying outstanding DRs	Shares underlying outstanding DRs as a percentage of total number of shares (i.e., Grand Total (A)+(B)+(C) indicated in Statement at para (I)(a) above)
NIL				

