

# Tyche Industries Limited



## Introductory sub-table (I)(a)


|  |
|--|
| <b>Name of the Company: TYCHE INDUSTRIES LIMITED</b>                           |
| <b>Scrip Code, Name of the scrip, class of security: 532384, TYCHE, EQUITY</b> |
| <b>Quarter ended: 31st December, 2010</b>                                      |

| Partly paid-up Shares             | No. of Partly paid-up Shares | As a % of total No. of Partly paid-up Shares | As a % of Total no. of Shares of the Company |
|-----------------------------------|------------------------------|--|--|
| Held by Promoters/Promoters Group | 0                            | 0.00   | 0.00   |
| Held by Public                    | 359800                       | 100.00                                       | 3.51   |
| <b>TOTAL - D</b>                  | <b>359800</b>                | <b>100.00</b>                                | <b>3.51</b>                                  |

| Outstanding Conv. Securities      | No. of Outstanding Securities | As a % of total no. of outstanding convertible securities | As a % of total no. of shares of the company, assuming full conversion of the convertible securities |
|-----------------------------------|-------------------------------|---|--|
| Held by Promoters/Promoters Group | 0                             | 0.00  | 0.00   |
| Held by Public                    | 0                             | 0.00  | 0.00   |
| <b>TOTAL - E</b>                  | <b>0</b>                      | <b>0.00</b>   | <b>0.00</b>  |

| Warrants :                        | No. of Warrants | As a % of total no. of warrants | As a % of total no. of shares of the company, assuming full conversion of warrants |
|-----------------------------------|-----------------|---------------------------------|--|
| Held by Promoters/Promoters Group | 0               | 0.00                            | 0.00   |
| Held by Public                    | 0               | 0.00                            | 0.00   |
| <b>TOTAL - F</b>                  | <b>0</b>        | <b>0.00</b>                     | <b>0.00</b>  |

|  |                 |  |            |
|--|-----------------|--|------------|
| <b>Total paid-up capital of the company, assuming full conversion of warrants and convertible securities</b> | <b>10250000</b> |  | <b>100</b> |
|--|-----------------|--|------------|



Regd. Office : H.No. C-21/A, Road No. 9, Film Nagar, Jubilee Hills, Hyderabad-500 033.

Tel: +91 40 2354 1688 Fax : +91 40 2354 0933, email : info@tycheindustries.com ; Web site : www.tycheindustries.com

Factory : Door No. 6-223, Sarpavaram, Kakinada, East Godavari, Dist.

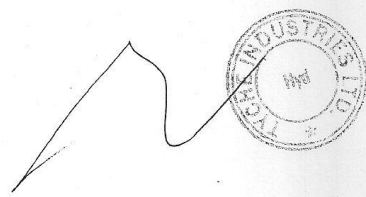
**Statement Showing Shareholding Pattern**

| Category code | Category of Shareholder  | Number of Shareholders | Table (I)(a)           |  | Total shareholding as a percentage of total number of shares |                            | Shares pledged or otherwise encumbered |                               |
|---------------|--|------------------------|------------------------|--|--|----------------------------|--|-------------------------------|
|               |  |                        | Total number of shares | Number of shares held in dematerialized form | As a percentage of(A+B) <sup>1</sup>                         | As a percentage of (A+B+C) | Number of shares                       | As a % of Total No. of Shares |
|               |  |                        |                        |  |  |                            |  |                               |
| <b>(A)</b>    | <b>Shareholding of Promoter and Promoter Group<sup>2</sup></b> |                        |                        |  |  |                            |  |                               |
| <b>1</b>      | <b>Indian</b>  |                        |                        |  |  |                            |  |                               |
| a             | Individual / HUF   | 7                      | 2020280                | 470287                                       | 19.71  | 19.71                      | 0.00                                   | 0.00                          |
| b             | Central/State Gov  | 0                      | 0                      | 0  | 0.00   | 0.00                       | 0.00                                   | 0.00                          |
| c             | Bodies Corporates  | 3                      | 3024267                | 0  | 29.51  | 29.51                      | 0.00                                   | 0.00                          |
| d             | Fins / Banks   | 0                      | 0                      | 0  | 0.00   | 0.00                       | 0.00                                   | 0.00                          |
| e             | Any Other specify  | 0                      | 0                      | 0  | 0.00   | 0.00                       | 0.00                                   | 0.00                          |
|               | <b>Sub Total(A)(1)</b>   | <b>10</b>              | <b>5044547</b>         | <b>470287</b>                                | <b>49.22</b>   | <b>49.22</b>               | <b>0.00</b>                            | <b>0.00</b>                   |
| <b>2</b>      | <b>Foreign</b>   |                        |                        |  |  |                            |  |                               |
| a             | Indy NRI/For Ind   | 0                      | 0                      | 0  | 0.00   | 0.00                       | 0.00                                   | 0.00                          |
| b             | Bodies Corporate   | 0                      | 0                      | 0  | 0.00   | 0.00                       | 0.00                                   | 0.00                          |
| c             | Institutions   | 0                      | 0                      | 0  | 0.00   | 0.00                       | 0.00                                   | 0.00                          |
| d             | Any Other Specify  | 0                      | 0                      | 0  | 0.00   | 0.00                       | 0.00                                   | 0.00                          |
|               | <b>Sub Total(A)(2)</b>   | <b>0</b>               | <b>0</b>               | <b>0</b>                                     | <b>0.00</b>  | <b>0.00</b>                | <b>0.00</b>                            | <b>0.00</b>                   |
|               | <b>Total Shareholding of Promoter and</b>                      | <b>10</b>              | <b>5044547</b>         | <b>470287</b>                                | <b>49.22</b>   | <b>49.22</b>               | <b>0.00</b>                            | <b>0.00</b>                   |
| <b>(B)</b>    | <b>Public shareholding</b>                                     |                        |                        |  |  |                            |  |                               |
| <b>1</b>      | <b>Institutions</b>  |                        |                        |  |  |                            |  |                               |
| a             | Mutual Funds   | 0                      | 0                      | 0  | 0.00   | 0.00                       | 0.00                                   | 0.00                          |
| b             | Fins / Banks   | 0                      | 0                      | 0  | 0.00   | 0.00                       | 0.00                                   | 0.00                          |
| c             | Central/State Govt   | 0                      | 0                      | 0  | 0.00   | 0.00                       | 0.00                                   | 0.00                          |
| d             | Venture Cap Fund   | 0                      | 0                      | 0  | 0.00   | 0.00                       | 0.00                                   | 0.00                          |
| e             | Insurance Comp(s)  | 0                      | 0                      | 0  | 0.00   | 0.00                       | 0.00                                   | 0.00                          |
| f             | Foreign Ins Invest   | 0                      | 0                      | 0  | 0.00   | 0.00                       | 0.00                                   | 0.00                          |
| g             | Foreign Ven Cap In   | 0                      | 0                      | 0  | 0.00   | 0.00                       | 0.00                                   | 0.00                          |
| h             | Any Other -Specify   | 0                      | 0                      | 0  | 0.00   | 0.00                       | 0.00                                   | 0.00                          |
|               | <b>Sub-Total (B)(1)</b>  | <b>0</b>               | <b>0</b>               | <b>0</b>                                     | <b>0.00</b>  | <b>0.00</b>                | <b>0.00</b>                            | <b>0.00</b>                   |





**Statement Showing Shareholding Pattern**

| Category code | Category of Shareholder        | Number of Shareholders | Table (I)(a)           |  |  |                            | Shares pledged or otherwise encumbered |                               |
|---------------|--------------------------------|------------------------|------------------------|--|--|----------------------------|--|-------------------------------|
|               |                                |                        | Total number of shares | Number of shares held in dematerialized form | Total shareholding as a percentage of total number of shares |                            | Number of shares                       | As a % of Total No. of Shares |
|               |                                |                        |                        |  | As a percentage of(A+B) <sup>1</sup>                         | As a percentage of (A+B+C) |  |                               |
| <b>B 2</b>    | <b>Non-institutions</b>        |                        |                        |  |  |                            |  |                               |
| <b>a</b>      | Bodies Corporates              | 112                    | 2058677                | 1188188                                      | 20.08  | 20.08                      | 0.00                                   | 0.00                          |
| <b>b</b>      | Individuals                    |                        |                        |  |  |                            |  |                               |
|               | i) upto Rs 1-Lac               | 2194                   | 1785281                | 1604917                                      | 17.42  | 17.42                      | 0.00                                   | 0.00                          |
|               | ii) above Rs1-Lac              | 48                     | 1341354                | 1028254                                      | 13.09  | 13.09                      | 0.00                                   | 0.00                          |
| <b>c</b>      | Any Other -Clr-Mem             | 0                      | 0                      | 0  | 0.00   | 0.00                       | 0.00                                   | 0.00                          |
|               | -OCB                           | 0                      | 0                      | 0  | 0.00   | 0.00                       | 0.00                                   | 0.00                          |
|               | -NRI                           | 15                     | 20141                  | 20141  | 0.20   | 0.20                       | 0.00                                   | 0.00                          |
|               | Sub-Total (B)(2)               | 2369                   | 5205453                | 3841500                                      | 50.78  | 50.78                      | 0.00                                   | 0.00                          |
| <b>(B)</b>    | <b>Total (B)=(B)(1)+(B)(2)</b> | 2369                   | 5205453                | 3841500                                      | 50.78  | 50.78                      | 0.00                                   | 0.00                          |
|               | <b>TOTAL (A)+(B)</b>           | 2379                   | 10250000               | 4311787                                      | 100.00   | 100.00                     | 0.00                                   | 0.00                          |
| <b>(C)</b>    | Held by Custodians against     |                        |                        |  |  |                            |  |                               |
|               | PROMOTER & PRO GRP             | 0                      | 0                      | 0  | 0.00   | 0.00                       | 0.00                                   | 0.00                          |
|               | PUBLIC                         | 0                      | 0                      | 0  | 0.00   | 0.00                       | 0.00                                   | 0.00                          |
|               | <b>GRAND TOTAL (A)+(B)+(C)</b> | 2379                   | 10250000               | 4311787                                      | 100.00   | 100.00                     | 0.00                                   | 0.00                          |





(I)(b) Statement showing holding of securities of persons belonging to the category "Promoter and Promoter Group"

| Sr. No. | Name of the shareholder             | Total Shares held |                                     | Shares pledged or otherwise encumbered |                        |   |
|---------|-------------------------------------|-------------------|-------------------------------------|--|------------------------|---|
|         |                                     | Number            | As a % of grand total (A)+(B)+( C ) | Number                                 | % of Total shares held | As a % of grand total (A)+(B)+(C) of sub-clause (I)(a ) |
| 1       | G SANDEEP                           | 746920            | 7.29                                | 0                                      | 0.00                   | #DIV/0!   |
| 2       | GOKARAJU GANESH KUMAR               | 1231100           | 12.01                               | 0                                      | 0.00                   | #DIV/0!   |
| 3       | U. SATYA SRINIVAS                   | 40000             | 0.39                                | 0                                      | 0.00                   | #DIV/0!   |
| 4       | G VIJAYA KUMARI                     | 1600              | 0.02                                | 0                                      | 0.00                   | #DIV/0!   |
| 5       | G RAMA RAJU                         | 280               | 0.00                                | 0                                      | 0.00                   | #DIV/0!   |
| 6       | G SUBBA RAJU                        | 280               | 0.00                                | 0                                      | 0.00                   | #DIV/0!   |
| 7       | B KASI RAJU                         | 100               | 0.00                                | 0                                      | 0.00                   | #DIV/0!   |
| 8       | SILVER OAK TECHNOLOGIES PVT LIMITED | 1496917           | 14.60                               | 0                                      | 0.00                   | #DIV/0!   |
| 9       | SRI INDRA DISTILLERY LIMITED        | 1496350           | 14.60                               | 0                                      | 0.00                   | #DIV/0!   |
| 10      | SIRI CELLARS PVT LTD                | 31000             | 0.30                                |  |                        |   |
|         | <b>Total</b>                        | <b>5044547</b>    | <b>49.22</b>                        | <b>0</b>                               | <b>0.00</b>            | <b>0.00</b>   |



 

| (1)(c) Statement showing holding of securities of persons belonging to the category "Public" and holding more than 1% of the total number of shares |                               |                  |  |
|---|-------------------------------|------------------|--|
| Sr. No.   | Name of the shareholder       | Number of shares | Shares as a percentage of total number of shares (i.e., Grand Total (A)+(B)+(C) indicated in Statement at para (1)(a) above) |
| 1   | TYCHE CHEM LIMITED            | 1533532          | 14.96  |
| 2   | STEEL CITY SECURITIES LIMITED | 108584           | 1.06   |
|   | <b>Total</b>                  | <b>1642116</b>   | <b>16.02</b>   |

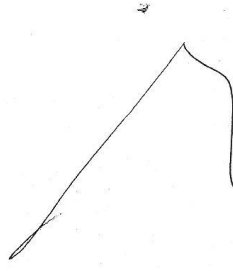

(I)(d) Statement showing details of locked-in shares

| Sr. No. | Name of the shareholder | Number of locked-in shares | Locked-in shares as a percentage of total number of shares {i.e., Grand Total (A)+(B)+(C) indicated in Statement at para (I)(a) above} |
|---------|-------------------------|----------------------------|--|
| NIL     |                         |                            |  |

(II)(a) Statement showing details of Depository Receipts (DRs)

| Sr. No. | Type of outstanding DR (ADRs, GDRs, SDRs, etc.) | Number of outstanding DRs | Number of shares underlying outstanding DRs | Shares underlying outstanding DRs as a percentage of total number of shares (i.e., Grand Total (A)+(B)+(C) indicated in Statement at para (I)(a) above) |
|---------|---|---------------------------|---|---|
| NIL     |   |                           |   |   |

(11)(b) Statement showing Holding of Depository Receipts (DRs), where underlying shares held by Promoter/Promoter Group are in excess of 1% of the total number of shares

| Sr. No. | Name of the DR Holder | Type of outstanding DR (ADRs, GDRs, SDRs, etc.) | Number of shares underlying outstanding DRs | Shares underlying outstanding DRs as a percentage of total number of shares {i.e., Grand Total (A)+(B)+(C) indicated in Statement at para (I)(a) above} |
|---------|-----------------------|---|---|---|
| NIL     |                       |   |   |   |

