

# Tyche Industries Limited



Date: 9<sup>th</sup> June, 2013

To  
Manager (CRD)  
BSE Ltd.  
Phiroze Jeejeebhoy Towers,  
Dalal Street, Fort,  
Mumbai - 400 001

Scrip Code: 532384

Dear Sir,

**Sub: Submission of Share Holding Pattern for the quarter ended 30th June, 2013 under clause 35 of the Listing Agreement**

Pursuant to Clause 35 of the Listing Agreement, please find enclosed herewith the Share holding pattern of the company for the quarter ended 30<sup>th</sup> June, 2013.

Kindly take the above on your record and acknowledge the receipt of the same.

Thanking you,

Yours faithfully,

For Tyche Industries Limited

G. Ganesh Kumar

Chairman & Managing Director



Encl.: A/a


# Tyche Industries Limited




Introductory sub-table (I)(a)

Name of the Company: TYCHE INDUSTRIES LIMITED				
Scrip Code, Name of the scrip, class of security: 532384, TYCHE, EQUITY				
Quarter ended: 30th June 2013				
Partly paid-up shares:-		No. of partly paid-up shares	As a % of total no. of partly paid-up shares	As a % of total no. of shares of the company
Held by promoter/promoter group		0	0.00	0.0000
Held by public		38400	100.00	0.3746
	<b>Total</b>	<b>38400</b>	<b>100.00</b>	<b>0.3746</b>
Outstanding convertible securities: No. of outstanding securities		No. of outstanding securities	As a % of total no. of outstanding convertible securities	As a % of total no. of shares of the company, assuming full conversion of the convertible securities
Held by promoter/promoter group		0	0	0
Held by public		0	0	0
	<b>Total</b>	<b>0</b>	<b>0</b>	<b>0</b>
Warrants:-		No. of warrants	As a % of total no. of warrants	As a % of total no. of shares of the company, assuming full conversion of warrants
Held by promoter/promoter group		0	0	0
Held by public		0	0	0
	<b>Total</b>	<b>0</b>	<b>0</b>	<b>0</b>
Total paid-up capital of the company, assuming full conversion of warrants and convertible securities		10250000 Equity Shares of Rs.10/- each		

Statement Showing Shareholding Pattern								
Category code	Category of Shareholder	Number of Shareholders	Table (I)(a)		Total shareholding as a percentage of total number of shares		Shares Pledged or otherwise encumbered	
			Total number of shares	Number of shares held in dematerialized form	As a percentage of (A+B) <sup>1</sup>	As a percentage of (A+B+C)	Number of shares	As a percentage
(i)	(ii)	(iii)	(iv)	(v)	(vi)	(vii)	(viii)	(ix) = (viii)/(iv)*100
<b>(A)</b>	<b>Shareholding of Promoter and</b>							
<b>1</b>	<b>Indian</b>							
(a)	Individuals/ Hindu Undivided Family							
(b)	Central Government/ State Government(s)	7	2293130	2293130	22.37	22.37	0	0.00
(c)	Bodies Corporate	4	3211324	3211324	0.00	0.00	0	0.00
(d)	Financial Institutions/ Banks				31.33	31.33	0	0.00
(e)	Any Others(Specify)				0.00	0.00	0	0.00
(e-i)					0.00	0.00	0	0.00
(e-ii)					0.00	0.00	0	0.00
					0.00	0.00	0	0.00
	<b>Sub Total(A)(1)</b>	<b>11</b>	<b>5504454</b>	<b>5504454</b>	<b>53.70</b>	<b>53.70</b>	<b>0</b>	<b>0.00</b>
<b>2</b>	<b>Foreign</b>							
a	Individuals (Non-Residents Individuals Foreign Individuals)							
b	Bodies Corporate		0	0	0.00	0.00	0	0.00
c	Institutions		0	0	0.00	0.00	0	0.00
d	Qualified Foreign Investor		0	0	0.00	0.00	0	0.00
e	Any Others(Specify)		0	0	0.00	0.00	0	0.00
e-i			0	0	0.00	0.00	0	0.00
e-ii			0	0	0.00	0.00	0	0.00
	<b>Sub Total(A)(2)</b>	<b>0</b>	<b>0</b>	<b>0</b>	<b>0.00</b>	<b>0.00</b>	<b>0</b>	<b>0.00</b>
	<b>Total Shareholding of Promoter and</b>	<b>11</b>	<b>5504454</b>	<b>5504454</b>	<b>53.70</b>	<b>53.70</b>	<b>0</b>	<b>0.00</b>
<b>(B)</b>	<b>Public shareholding</b>							
<b>1</b>	<b>Institutions</b>							
(a)	Mutual Funds/ UTI	0	0	0	0.00	0.00	0.00	0.00
(b)	Financial Institutions/ Banks	0	0	0	0.00	0.00	0.00	0.00
(c)	Central Government/ State Government(s)	0	0	0	0.00	0.00	0.00	0.00
(d)	Venture Capital Funds	0	0	0	0.00	0.00	0.00	0.00
(e)	Insurance Companies	0	0	0	0.00	0.00	0.00	0.00
(f)	Foreign Institutional Investors	0	0	0	0.00	0.00	0.00	0.00
(g)	Foreign Venture Capital Investors	0	0	0	0.00	0.00	0.00	0.00
(h)	Qualified Foreign Investor	0	0	0	0.00	0.00	0.00	0.00
(i)	Any Other (specify)	0	0	0	0.00	0.00	0.00	0.00
(i-i)		0	0	0	0.00	0.00	0.00	0.00
(i-ii)		0	0	0	0.00	0.00	0.00	0.00
	<b>Sub-Total (B)(1)</b>	<b>0</b>	<b>0</b>	<b>0</b>	<b>0.00</b>	<b>0.00</b>	<b>0</b>	<b>0.00</b>




<b>B 2</b>	<b>Non-institutions</b>							
(a)	Bodies Corporate	68	1811235	1811235	17.67	17.67	0	0
(b)	Individuals				0.00	0.00	0	0
I	i. Individual shareholders holding nominal share capital up to Rs 1 lakh	2017	1842823	1490210	17.98	17.98	1050	0.06
II	ii. Individual shareholders holding nominal share capital in excess of Rs. 1 lakh.	31	1070797	1070797	10.45	10.45	0	0.00
(c)	Qualified Foreign Investor	0	0	0	0.00	0.00	0	0.00
(d)	Any Other (NRIS)	11	20641	20641	0.20	0.20	0	0.00
(d-1)	Any Other (Clearing Members)	1	50	50	0.00	0.00	0	0.00
(d-11)								
	<b>Sub-Total (B)(2)</b>	<b>2128</b>	<b>4745546</b>	<b>4392933</b>	<b>46.30</b>	<b>46.30</b>	<b>1050.00</b>	<b>0.02</b>
(B)	<b>Total Public Shareholding (B)= (B)(1)+(B)(2)</b>	<b>2128</b>	<b>4745546</b>	<b>4392933</b>	<b>46.30</b>	<b>46.30</b>	<b>1050.00</b>	<b>0.02</b>
	<b>TOTAL (A)+(B)</b>	<b>2139</b>	<b>10250000</b>	<b>9897387</b>	<b>100.00</b>	<b>100.00</b>	<b>1050</b>	<b>0.01</b>
(C)	<b>Shares held by Custodians and against which Depository Receipts have been issued</b>							
1	Promoter and Promoter Group	0	0	0	0	0.00	0	0
2	Public	0	0	0	0	0.00	0	0
	<b>Sub-Total (C)</b>	<b>0</b>	<b>0</b>	<b>0</b>	<b>0</b>	<b>0</b>	<b>0</b>	<b>0</b>
	<b>GRAND TOTAL (A)+(B)+(C)</b>	<b>2139</b>	<b>10250000</b>	<b>9897387</b>	<b>100.00</b>	<b>100.00</b>	<b>1050</b>	<b>0.01</b>



(1)(b) Statement showing holding of securities (including shares, warrants, convertible securities) of persons belonging to the category "Promoter and Promoter Group"


Sr. No.	Name of the shareholder	Details of Shares held			Encumbered shares (%)			Details of warrants			Details of convertible securities		Total shares (including underlying shares assuming full conversion of warrant and convertible securities) as a % of diluted share capital
		Number of shares held	As a % of grand total (A)+(B)+(C)	No.	As a percentage (A)/(B)+100	As a % of grand total (A)+(B)+(C) of sub-clause (I)(a)	Number of warrants held	As a % of total No of warrants of the same class	Number of convertible securities held	As a % of total No of convertible securities of the same class			
(i)	(ii)	(iii)	(iv)	(v)	(vi)=(v)/(iii)+100	(vii)	(viii)	(ix)	(x)	(xi)	(xii)		
1	GOKARAJU SANDHEEP RAJU	842775	8.22	0	0.00	0.00	0	0.00	0	0.00	8.22		
2	G GANESH KUMAR	1408095	13.74	0	0.00	0.00	0	0.00	0	0.00	13.74		
3	I SATYA SRINIVAS	438403	0.39	0	0.00	0.00	0	0.00	0	0.00	0.39		
4	G VIJAYA KUMARI	1600	0.02	0	0.00	0.00	0	0.00	0	0.00	0.02		
5	G RAVYA RAJU	280	0.00	0	0.00	0.00	0	0.00	0	0.00	0.02		
6	G SIBBA RAJU	280	0.00	0	0.00	0.00	0	0.00	0	0.00	0.00		
7	B KASI RAJU	193	0.00	0	0.00	0.00	0	0.00	0	0.00	0.00		
8	SRI VER OAK TECHNOLOGIES PVT LIMIT	1406917	14.60	0	0.00	0.00	0	0.00	0	0.00	0.00		
9	SRI LINDRA DISTILLERY (P) LIMITED	1406350	14.60	0	0.00	0.00	0	0.00	0	0.00	14.60		
10	SRI CELARS PVT LTD	31000	0.30	0	0.00	0.00	0	0.00	0	0.00	14.60		
11	INNAG PROFFCTS PRIVATE LIMITED	187057	1.82	0	0.00	0.00	0	0.00	0	0.00	0.30		
<b>TOTAL</b>		<b>5504454</b>	<b>53.70</b>	<b>0</b>	<b>0.00</b>	<b>0.00</b>	<b>0</b>	<b>0.00</b>	<b>0</b>	<b>0.00</b>	<b>53.70</b>		






**(D)(c)(ii) Statement showing holding of securities (including shares, warrants, convertible securities) of persons (together with PAC) belonging to the category "Public" and holding more than 5% of the total number of shares of the company**

Sr. No.	Name(s) of the shareholder(s) and the Persons Acting in Concert (PAC) with them	Number of shares	Shares as a percentage of total number of shares {i.e., Grand Total (A)+(B)+(C) indicated in Statement at para (D)(a) above}	Details of warrants		Details of convertible securities		Total shares (including underlying shares assuming full conversion of warrants and convertible securities) as a % of diluted share capital
				Number of warrants	As a % total number of warrants of the same class	Number of convertible securities held	% w.r.t total number of convertible securities of the same class	
1	TYCHE CHEM LIMITED	1533532	14.96	0	0	0	0	14.96
<b>TOTAL</b>		<b>1533532</b>	<b>14.96</b>	<b>0.00</b>	<b>0.00</b>	<b>0.00</b>	<b>0.00</b>	<b>14.96</b>



(I)(d) Statement showing details of locked-in shares

Sr. No.	Name of the shareholder	Number of locked-in shares	Locked-in shares as a percentage of total number of shares {i.e., Grand Total (A)+(B)+(C) indicated in Statement at para (I)(a) above}
	NIL	NIL	NIL
<b>TOTAL</b>		0	0.00





(II)(a) Statement showing details of Depository Receipts (DRs)

Sr. No.	Type of outstanding DR (ADRs, GDRs, SDRs, etc.)	Number of outstanding DRs	Number of shares underlying outstanding DRs	Shares underlying outstanding DRs as a percentage of total number of shares {i.e., Grand Total (A)+(B)+(C) indicated in Statement at para (I)(a) above}
NIL				

